



**Chester**

March 2015

02/03/2015 to 05/04/2015



REGION - North & Yorkshire

Monday to Sunday

COUNT TYPE: Footfall Counts

**Monthly Footfall**

	Year to Date % Change		Year on Year % Change		Month on Month % Change	
	2015	2014	2015	2014	2015	2014
Chester	▼ -2.9 %	▼ -2.4 %	▼ -5.2 %	▲ 0.6 %	▲ 3.4 %	▲ 7.7 %
North & Yorkshire	▼ -1.1 %	▼ -1.2 %	▼ -2.4 %	▲ 2.4 %	▲ 1.7 %	▲ 6.6 %
UK	▼ -1.4 %	▲ 0.1 %	▼ -1.8 %	▲ 2.6 %	▲ 3.8 %	▲ 7.7 %

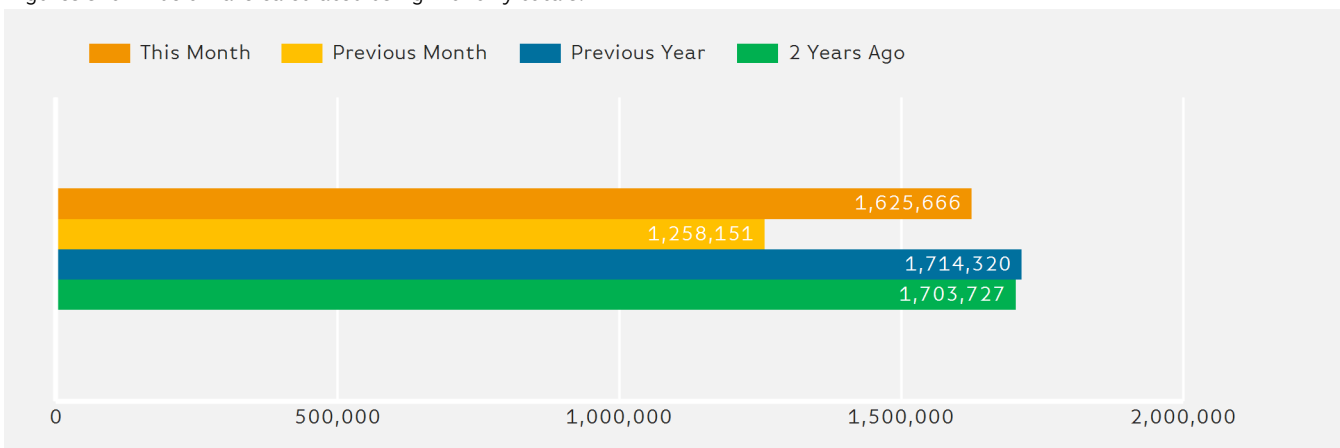
**Headlines**

Footfall for the year to date is 2.9% down on the previous year.

Footfall month commencing 2 March 2015 was 1,625,666.

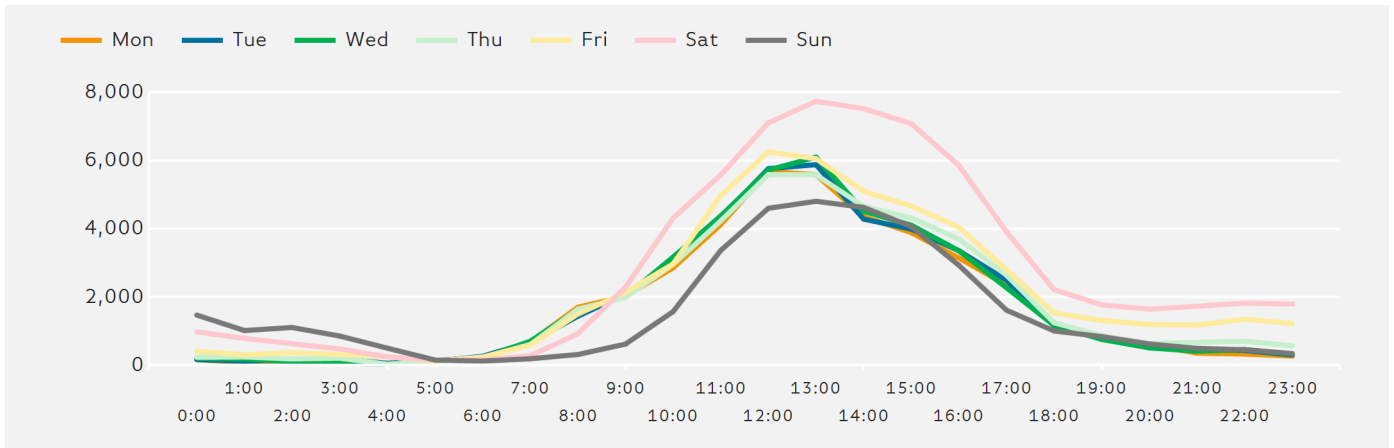
**Footfall Totals by Month**

Figures shown below are calculated using monthly totals.



### Footfall by Hour

The figures shown below are calculated using a weekly average



### Weather



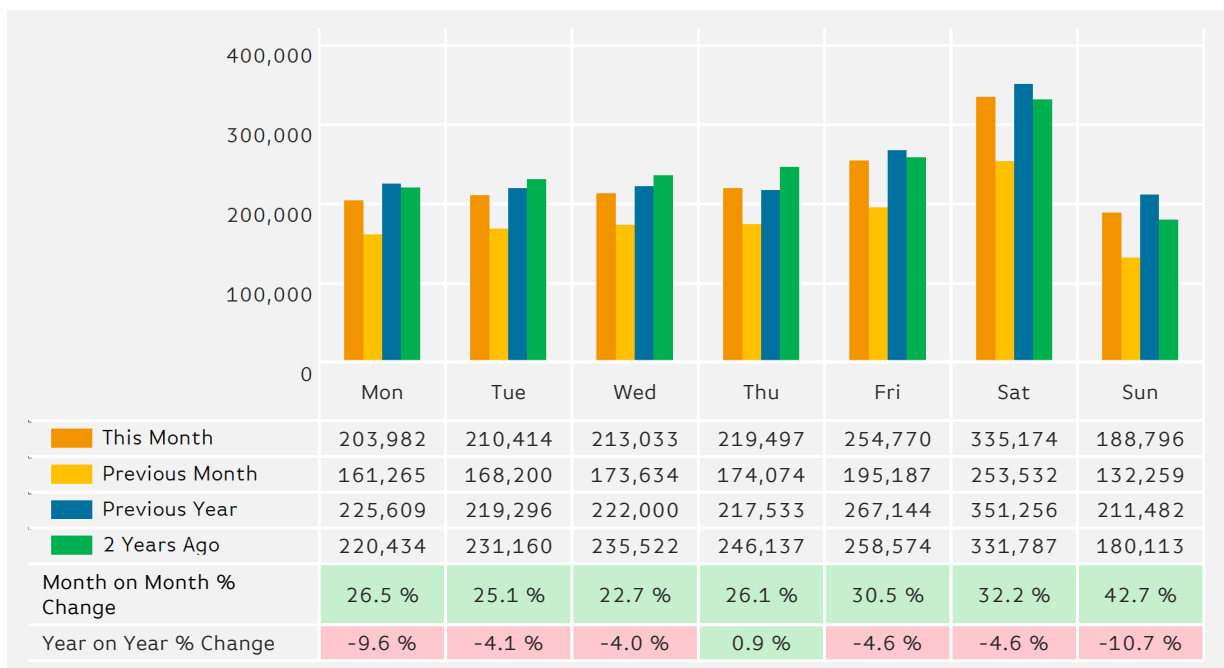
Number of days this month		16	15	4
Number of days same month last year	2	20	11	2

### Average Temperature

Average Temperatures	Maximum Temperature	Minimum Temperature
2015	10.8	2.5
2014	12.6	3.6

### Footfall by Day

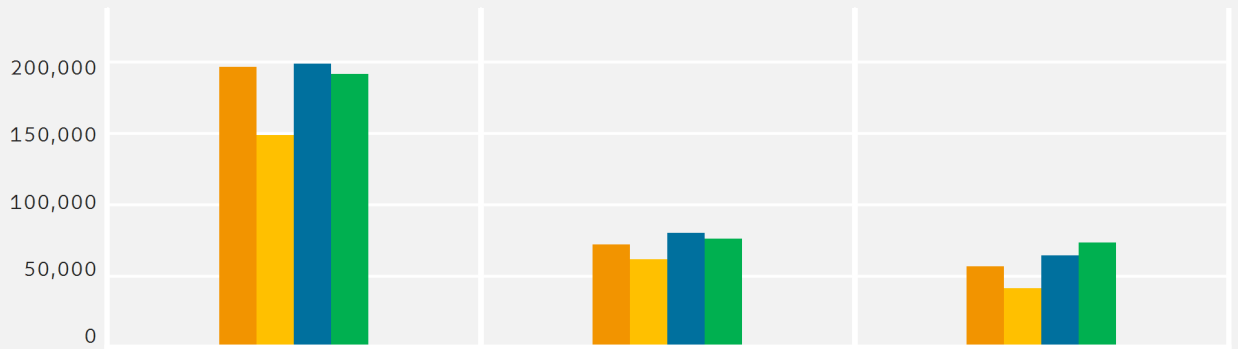
The figures shown below are calculated using monthly totals.



### Footfall Totals

The figures shown below is calculated using weekly averages.

■ This Month   
 ■ Previous Month   
 ■ Previous Year   
 ■ 2 Years Ago

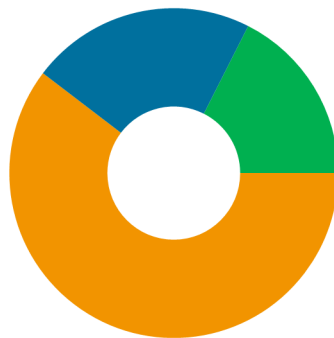


	The Cross	Foregate Street	Northgate
This Month	196,234	71,935	56,964
Previous Month	148,650	61,492	41,488
Previous Year	198,526	79,969	64,369
2 Years Ago	191,233	76,015	73,497
Year on Year % Change	-1.2 %	-10.0 %	-11.5 %

### Footfall Totals

Counting By Location - Main Locations Only

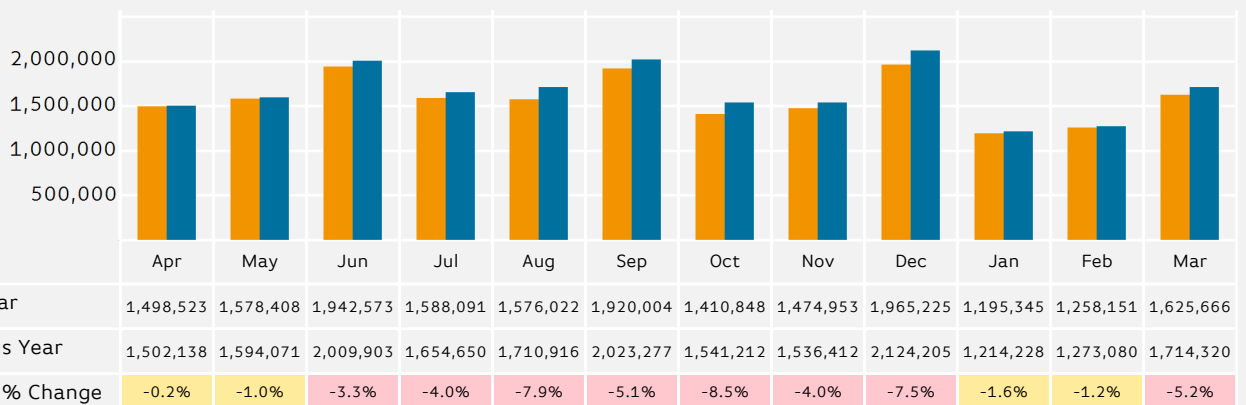
The figures shown below are based on weekly averages



■ The Cross, 60.4 %  
■ Foregate Street, 22.1 %  
■ Northgate, 17.5 %

### Footfall by Month

The data below is based on monthly totals



Year to Date % Change is the annual % change in footfall from January of this year compared to the same period last year.  
 Year on Year % Change is the % change in footfall for this week compared to the same week in the previous year.  
 Week on Week % Change is the % change in footfall for this week from the previous week.