



Chester

Week 22, 2014

26/05/2014 to 01/06/2014



REGION - North & Yorkshire

Monday to Sunday

COUNT TYPE: Footfall Counts

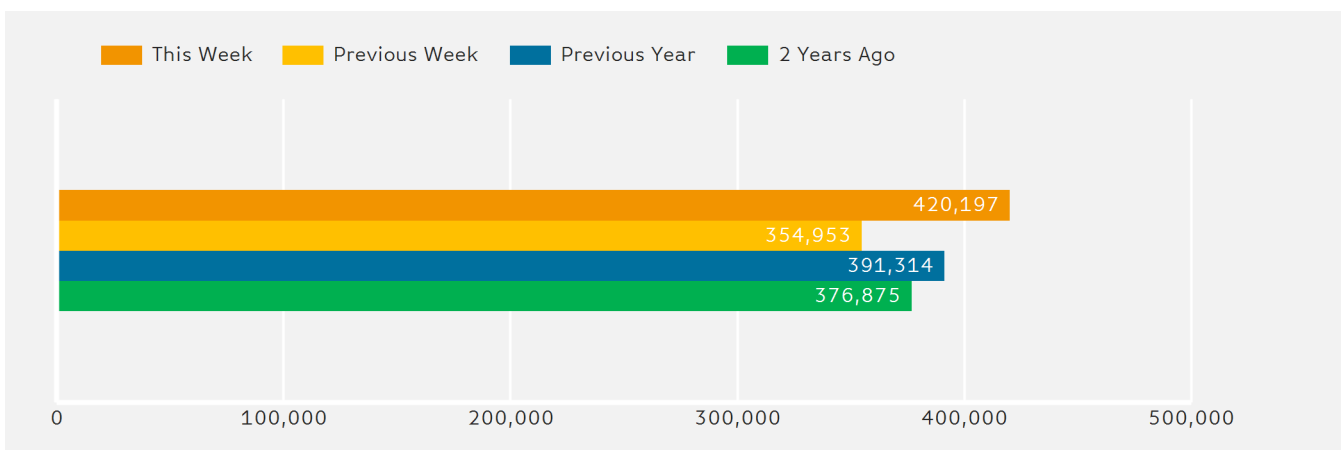
Weekly Footfall

	Year to Date % Change		Year on Year % Change		Week On Week % Change	
	2014	2013	2014	2013	2014	2013
Chester	▼ -1.7 %	▲ 5.2 %	▲ 7.4 %	▲ 3.8 %	▲ 18.4 %	▼ -0.3 %
North & Yorkshire	▼ -0.5 %	▼ -3.2 %	▲ 1.2 %	▲ 0.4 %	▲ 11.1 %	▲ 4.5 %
UK	▲ 0.0 %	▼ -0.9 %	▼ -2.4 %	▲ 1.2 %	▲ 4.5 %	▲ 3.7 %

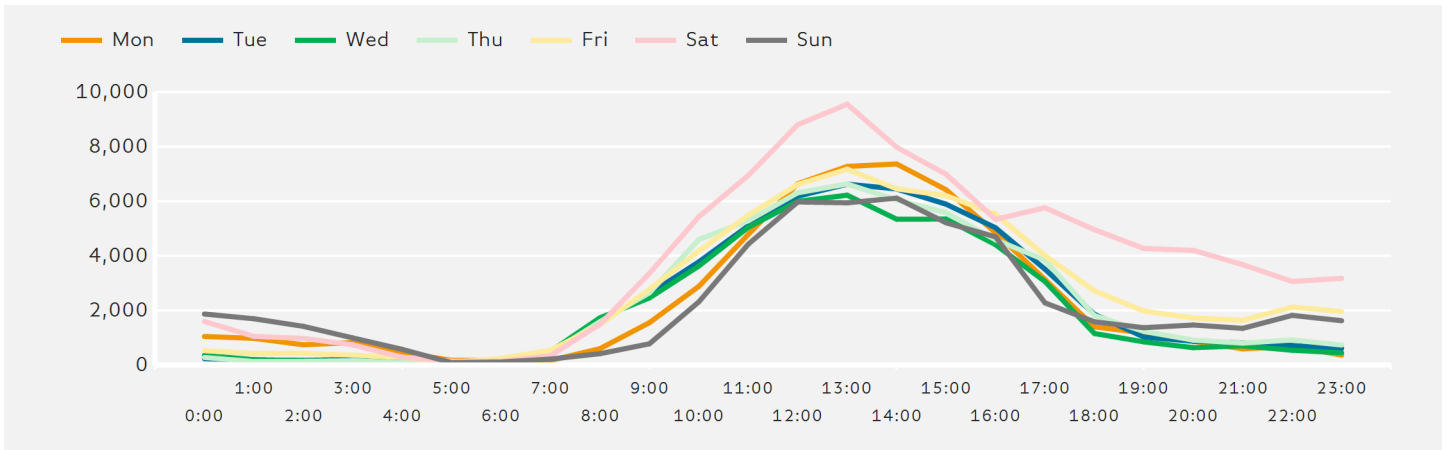
Headlines

The footfall in Chester for the last year was 0% up on the previous year.
 Footfall for the year to date is 1.7% down on the previous year.
 Footfall week commencing 26 May 2014 was 420,197.
 The busiest day in week commencing 26 May 2014 was Saturday with 90,528 visitors.
 The peak hour of the week was 13:00 on Saturday with footfall of 9,563

Footfall Totals by Week



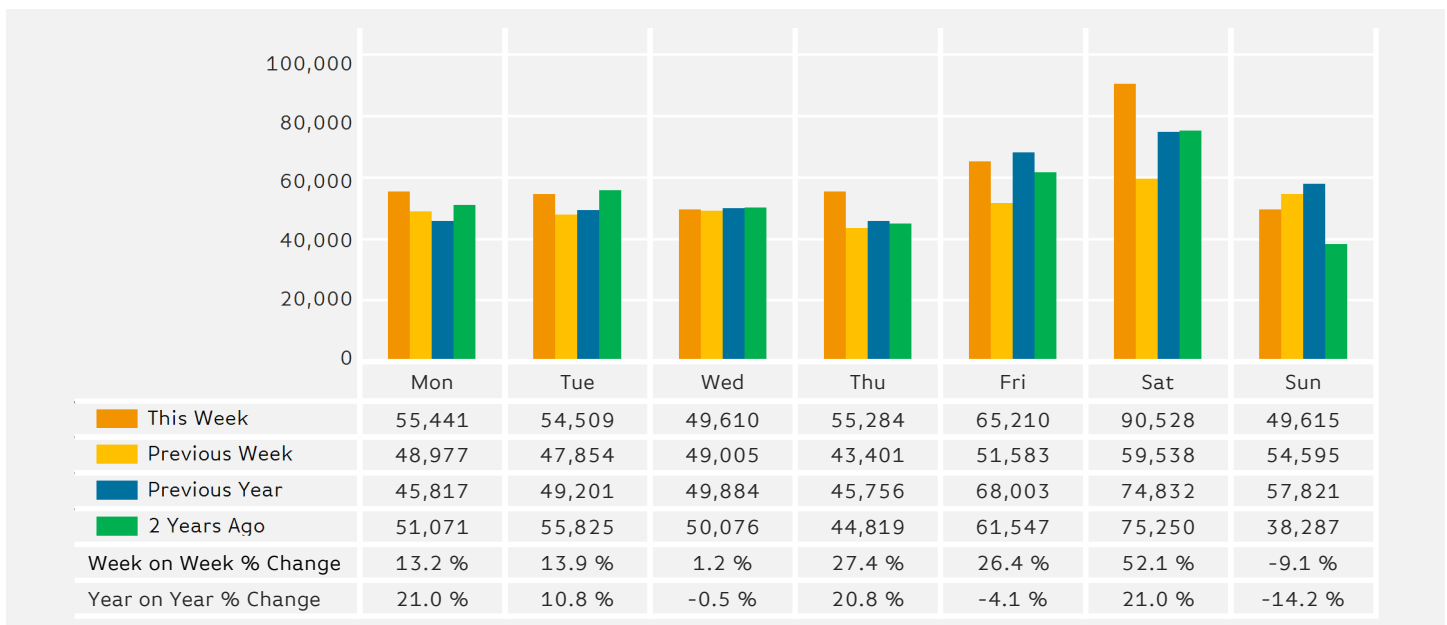
Footfall by Hour



Weather

	Sun	Mon	Tue	Wed	Thu	Fri	Sat
This Year	16	19	18	14	17	17	18
Previous Week	22	22	20	20	16	18	15
Previous Year	17	15	13	16	17	17	15

Footfall by Day

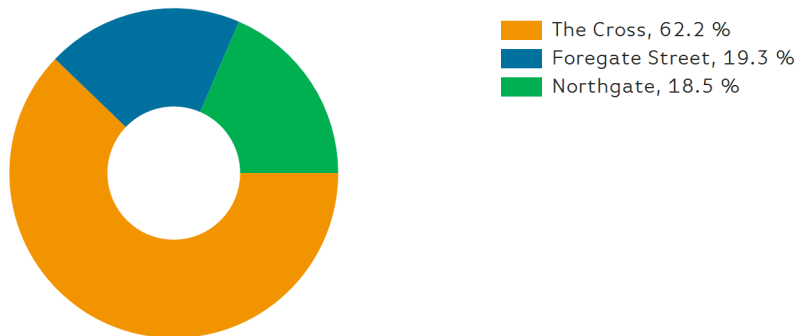


Footfall Totals

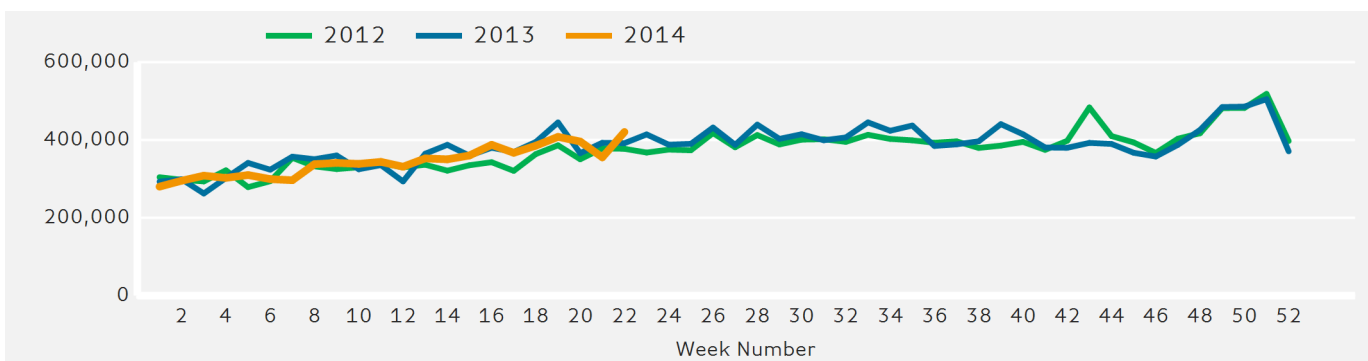


Footfall Totals

Counting By Location - Main Locations Only



Footfall by Week



Year to Date % Change is the annual % change in footfall from January of this year compared to the same period last year. Week on Week % Change is the % change in footfall for this week from the previous week. Year on Year % Change is the % change in footfall for this week compared to the same week in the previous year.